

LESSON 1: WHEN JESUS WAS A CHILD

Lesson Scripture:

Matthew 2:1,11,13: Luke 2:40-52

Toddler's

CLASS

MEMORY VERSE:


Luke 2:52

"And Jesus grew in wisdom and stature, and in favor with God and men."

Specific Objectives:

After this lesson the students will be able to:

- Identify primary colors (blue, yellow and red);
- Tell about Jesus as a boy;
- Purpose in their hearts the value of going to church;
- Recite the memory verse with actions;



Clearing of Difficulties

Terms to Remember (Have these words written in big print for children to remember.)

1. Heaven- a place where God and Jesus lives.
2. Earth - planet where people are living
3. Mary- mother of Jesus
4. Joseph- earthly father of Jesus
5. Temple- church





Preparation:
Print and cut out the following pictures.
milk bottle, bonnet, mittens, pacifier, diaper etc.



Preparation:

Print and cut out the following pictures.

milk bottle, bonnet, mittens, pacifier, diaper etc.



Preparation:
Print and cut out the following pictures.
milk bottle, bonnet, mittens, pacifier, diaper etc.



Give each students a small Bible and allow then to hold it for the action songs.

Tell the students that the book they are holding is a BIBLE, a Word of God. God gave this book to us so we should hold this with care, read and love it.

Action Songs:

Pat, pat, pat your Bible

Pat, pat, pat your Bible with your little hands (2x)

Read, read, read your Bible with your little eyes (2x)

Love, love, love your Bible with your little heart (2x)

My B-I-B-L-E

My BIBLE ,that's the book for me

I stand alone in the Word of God

My BIBLE

Pre-Session Activity:

Did you kids that this Bible have many stories? And today, I will tell you a story from this book but before that , kindly open your Bible and find a picture inside it (*insert a printed picture of baby Jesus before the class*).

Teacher: Very good! you found Baby! I will show you some pictures.

Allow them to sort the colors according to its color (yellow, red and blue).

Name the items to the kids. And ask them "Who use these things?" That's right., that's for babies. Did you know that when you were a baby, you also use those things (diapers, mittens, bonnets, onesies, bottled milk and pacifier).

Bible Story:

And like us, Jesus also became a baby too. Jesus was sent to from Heaven to Earth as a baby boy. He was born in Bethlehem to parents Mary and Joseph. Jesus grew up, just like a normal boy or girl would. The Bible says that Jesus grew "in wisdom, in stature, and in favor with God and man" (Luke 2:52). He spent many hours in the Temple(at present, church), learning about His heavenly Father, God.

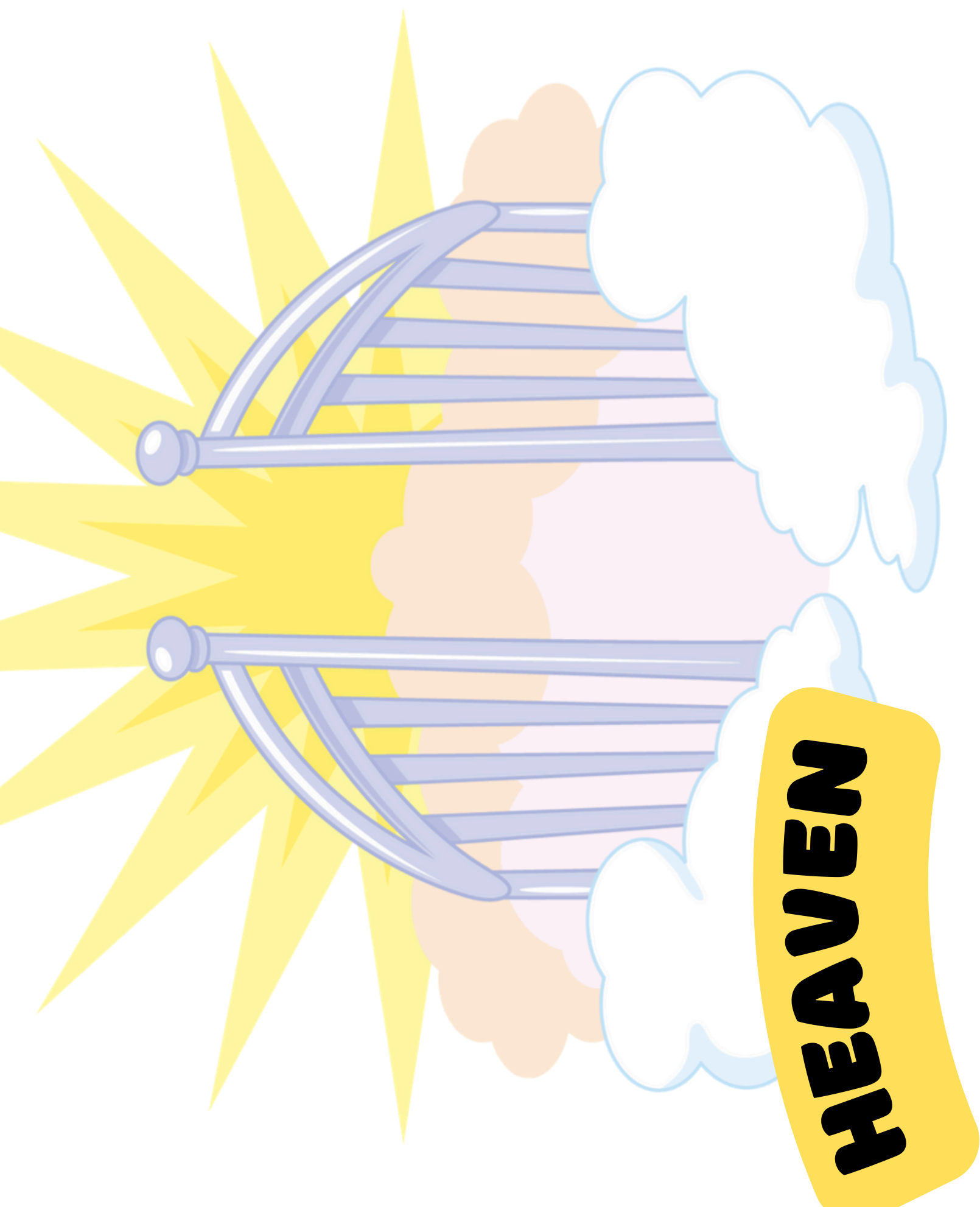
Life Application:


Jesus is our example. He shows you what you should be like as a child. God wants you to grow just like Jesus. Growing in wisdom (Jesus learned like you because he carefully listened to His teachers, He know the difference between right and wrong. He can choose to do the right thing) and stature (Jesus grew healthy, physically grown), and in favor with God and man (Jesus always obeyed His parents).

Craft/ Worksheet

Closing Prayer


Jesus, thank you that you set as our example. Help us Jesus to become like you. Help us to obey and listen to our parents and teachers. Thank you for the church. In Jesus name. Amen







EARTH

TEMPLE






BETHLEHEM





Jesus was born in Bethlehem to parents
Mary and Joseph



Jesus grew up, just like a normal boy or girl would. The Bible says that Jesus grew “in wisdom, in stature, and in favor with God and man” (Luke 2:52). He spent many hours in the temple, learning about His heavenly Father, God.


MEMORY VERSE



Luke 2:52


**"And Jesus
grew in
wisdom
and stature,**

**and in
favor with
God and
men."**







**BABY
JESUS**



**BOY
JESUS**



MARY



JOSEPH

Toddler's Class

Name: _____

THE BIRTH OF JESUS



Jesus

Color the capital J correctly.



J- red

j -yellow

