

OPEN TO ALL CHURCHES



The  
**Potter's House**  
Christian Center

# CHILDREN'S SUNDAY SCHOOL WORKERS' SEMINAR

THU-FRI  
**JULY**  
**25-26**



**Beginners**



**Intermediate**



**Toddlers**



**Primary**



**Junior High**

**More Info :**

[www.pottershousephils.com](http://www.pottershousephils.com)

#29 MAYON ST. BONI AVE. BGY.  
MALAMIG, MANDALUYONG CITY  
09175914340/ 86541782

**9AM**



# WHAT IS A LESSON PLAN?

1.

It is the teacher's guide for running a particular lesson.

2.

It includes the goal or objectives as to what the students are supposed to learn.

3.



It directs what method or approach to be used to reach the set goal or objectives.

4.

It includes the way of measuring how well the goal or objectives were reached by evaluation.

5.

It provides activities for further enrichment of the lesson taken.



## "For Teachers Only" Parts of the Lesson Plan

1

Title of the Lesson

4

Focus/ Main Emphasis

2

Lesson scriptures

5

Specific Objectives

3

Memory verse

6

Teaching Aids



## "For Students/Pupils" Parts of the Lesson Plan

### 1 Preparation and motivation

- Greetings
- Checking of attendance
- Opening Prayer

### 2 Introduction for the Bible Lesson

- Memory Verse
- Clearing of Difficulties
- Familiar Stories
- Question

### 3 Bible Story

according to  
students' level

### 4 Short Discussion/ Life Application

### 5 Prayer/ Conclusion

### 6 Evaluation

### 7 Enrichment Activity/ Carry-over Activity



## **SAMPLE LESSON PLAN FOR PRIMARY CLASS (Ages 7-8)**

**UNIT TITLE:** JESUS, OUR EXAMPLE

**TITLE OF THE LESSON:** The Boyhood of Jesus

**LESSON SCRIPTURES:** Matthew 2:1,13-15,19-23; Luke 2:41-52

**MEMORY VERSE:** **Luke 2:52**

"And Jesus grew in wisdom, in stature, and in favor with God and men."

**MAIN EMPHASIS:** Jesus is our final or ultimate example to follow in our daily lives as a Christian.

**SPECIFIC OBJECTIVES:**

At the end of lesson, the students are expected to:

- Identify the celebrated feast in Jerusalem when Jesus was missed by Joseph and Mary;
- Recall what the Feast of the Passover is all about;
- Tell the age of Jesus when He was found missing;
- Tell how Jesus responded to Mary's anxious question when Jesus was found in the temple;
- Determine what example was Jesus showing us being found in the temple- listening, talking and asking the teachers there;
- Purpose in their hearts to read, study and learn about God's Word; and
- Recite the given memory verse with understanding.

**Teaching Aids:** Laptop & TV monitor for video or big images about the Bible story; Bibles for students, pen, and activity pages.

**CLEARING OF DIFFICULTIES:**

Say: Before we proceed to our Bible lesson this morning, first I want you to understand and remember the following. ► on the board or in your laptop, show the following with images.

- Bethlehem: the birthplace of Jesus located in Judea.
- Jerusalem: city where the temple was located and where the feast of the Passover is celebrated.
- Egypt: the place where Joseph brought his family to in order to escape from Herod's orders.
- Feast of the Passover: a Jewish festival celebrating Israel's deliverance from slavery in Egypt; the Passover refers to the last plague in Egypt during Moses' time about the angel of death "passing over".

### **INTRODUCTION**

Nowadays, we see kids who play mobile games too much, badmouth the people around them, and like wandering while their parents look for them. Maybe you have guessed that Jesus as a child is a good boy, polite, obedient to His parents, friendly, etc.

They are true but did you know that His earthly parents did look for Him one time?

### **BIBLE LESSON:**

Joseph, with his family, went back to settle in a small town located in the region of Galilee called Nazareth and Jesus grew up there. When Jesus reached the age of twelve (12), Joseph and Mary brought Him with them to celebrate the annual Feast of the Passover in Jerusalem. After celebrating the feast, they all went back home in Nazareth but Jesus stayed in the temple of Jerusalem.

Upon noticing that Jesus was not with them, Joseph and Mary went out to look for Him for three days and found the twelve-year-old Jesus in the temple sitting among the teachers, listening to them and asking them questions. Those teachers were surprised at Jesus' understanding and so His parents.

Mary asked Him, "Son, why did you do this to us? Your father and I have been worried searching for you." But Jesus replied, "Why were you searching for me? Didn't you know that I must be in my Father's house?" But they did not understand what He said to them. Still Jesus went back to Nazareth with them and was obedient. And Jesus grew in wisdom and stature, and in favor with God and men.

Further Discussion

What happens when children grow up? They learn, experience life, develop their personality, habits, likes and dislikes and they mature. Furthermore, the child Jesus became strong (physically) and filled with wisdom. This is a process that takes time with proper training and teaching.

### **LIFE APPLICATION**

When Jesus' parents look for Him, He was found at the temple studying the Scriptures or word of God, listening to and asking the teachers, and obedient to His earthly parents. This is an example Jesus showed us that even as a child, you can study the bible, listen attentively to your teachers to know God more, and be obedient like Him.

We can see God's protection to His Son, Jesus, from birth and as He grows up. God cares for our well-being that's why we must develop our relationship with God and follow Jesus' example in order to grow in wisdom, stature and in our relationship with God and others. One of the things we can do is always be present every service in our 'Father's House' - which is the church today.

### **EVALUATION**

- What was the angel's warning to Joseph that protected the life of the child Jesus?
- Herod is going to kill all the boys two years of age and under in Bethlehem so you must bring them to Egypt and escape.
- What was the name the ruler at the time of Jesus' birth?
- King Herod
- What was the place or country where Joseph, Mary and the Child Jesus had to flee to escape Herod's murderous plan?
- Egypt
- Which town in the region of Galilee Jesus grew up as a boy?
- Nazareth
- What was the celebrated feast in Jerusalem when Jesus was missed by Joseph and Mary?
- Feast of the Passover
- What was the Feast of the Passover all about?
- Celebration of the Israelites' freedom from slavery in Egypt
- At what age was child Jesus found missing?
- Twelve (12)
- What was the response Jesus said to Mary's anxious question when He was found in the temple?
- "Didn't you know that I must be in my Father's house?"
- What is the relevance of "...I must be in my Father's house?"
- I must be doing what's pleasing to God: to always be in church every service to know Jesus more and follow His example.

### **ENRICHMENT ACTIVITIES**

- WORKSHEETS

## **SAMPLE LESSON PLAN FOR INTERMEDIATE CLASS (Ages 9-11)**

**UNIT TITLE:** JESUS, OUR EXAMPLE

**TITLE OF THE LESSON:** The Boyhood of Jesus

**LESSON SCRIPTURES:** Matthew 2:1,13-15,19-23; Luke 2:41-52

**MEMORY VERSE:** Luke 2:52

"And Jesus grew in wisdom, in stature, and in favor with God and men."

**MAIN EMPHASIS:** Jesus is our final or ultimate example to follow in our daily lives as a Christian.

**SPECIFIC OBJECTIVES:**

At the end of lesson, the students are expected to:

1. Tell the angel's message of command to Joseph regarding the Child Jesus;
2. Name the ruler at the time of Jesus' birth;
3. Locate the place or country where Joseph, Mary and the Child Jesus had to flee to escape Herod's murderous plan;
4. Locate the place in the region of Galilee where Jesus grew up as a boy;
5. Identify the celebrated feast in Jerusalem when Jesus was missed by Joseph and Mary;
6. Recall what the Feast of the Passover is all about;
7. Tell the age of Jesus when He was found missing;
8. Tell how Jesus responded to Mary's anxious question when Jesus was found in the temple;
9. Explain what Jesus meant by 'He must be in His Father's business';
10. Determine what example was Jesus showing us being found in the temple- listening, talking and asking the teachers there;
11. Purpose in their hearts to read, study and learn about God's Word; and
12. Recite the given memory verse with understanding.

**TEACHING IN SUNDAY SCHOOL**

Teaching Aids: Laptop & TV monitor for video or big images about the Bible story; Bibles for students, pen, and activity pages.

**CLEARING OF DIFFICULTIES:**

Say: Before we proceed to our Bible lesson this morning, first I want you to understand and remember the following. ► on the board or in your laptop, show the following with images.

1. Bethlehem: the birthplace of Jesus located in Judea.
2. Jerusalem: city where the temple was located and where the feast of the Passover is celebrated.
3. Egypt: the place where Joseph brought his family to in order to escape from Herod's orders.
4. Herod: the Judean ruler/king who was in reign when Jesus was born.
5. Feast of the Passover: a Jewish festival celebrating Israel's deliverance from slavery in Egypt; the Passover refers to the last plague in Egypt during Moses' time about the angel of death "passing over".
6. Nazareth: the place in the region of Galilee where Jesus grew up.

**INTRODUCTION**

Nowadays, we see kids who play mobile games too much, badmouth the people around them, and like wandering while their parents look for them.

Maybe you have guessed that Jesus as a child is a good boy, polite, obedient to His parents, friendly, etc.

They are true but did you know that His earthly parents did look for Him one time?

**BIBLE LESSON:**

After the time that Jesus was born, the King of Judea, Herod, ordered for all the boys in Bethlehem who were two years old and under to be killed. An angel of the Lord already warned Joseph, Jesus' earthly father, in a dream about this and brought Mary and the child, Jesus, to Egypt in order to escape.

When Herod died, Joseph, with his family, went back to settle in a small town located in the region of Galilee called Nazareth and Jesus grew up there. When Jesus reached the age of twelve (12), Joseph and Mary brought Him with them to celebrate the annual Feast of the Passover in Jerusalem. After celebrating the feast, they all went back home in Nazareth but Jesus stayed in the temple of Jerusalem.

Upon noticing that Jesus was not with them, Joseph and Mary went out to look for Him for three days and found the twelve-year-old Jesus in the temple sitting among the teachers, listening to them and asking them questions. Those teachers were surprised at Jesus' understanding and so His parents.

Mary asked Him, "Son, why did you do this to us? Your father and I have been worried searching for you." But Jesus replied, "Why were you searching for me? Didn't you know that I must be in my Father's house?" Jesus knew who His true Father is – God. But they did not understand what He said to them. Still Jesus went back to Nazareth with them and was obedient. And Jesus grew in wisdom and stature, and in favor with God and men.

**Further Discussion**

What happens when children grow up? They learn, experience life, develop their personality, habits, likes and dislikes and they mature. Furthermore, the child Jesus became strong (physically) and filled with wisdom. This is a process that takes time with proper training and teaching.

**LIFE APPLICATION**

When Jesus' parents look for Him, He was found at the temple studying the Scriptures or word of God, listening to and asking the teachers, and obedient to His earthly parents. This is an example Jesus showed us that even as a child, you can study the bible, listen attentively to your teachers to know God more, and be obedient like Him.


We can see God's protection to His Son, Jesus, from birth and as He grows up. God cares for our well-being that's why we must develop our relationship with God and follow Jesus' example in order to grow in wisdom, stature and in our relationship with God and others. One of the things we can do is always be present every service in our 'Father's House' - which is the church today.

**EVALUATION** (Your questions here must be based on the specific objectives given.)

**ENRICHMENT ACTIVITIES**

- WORKSHEETS





For: **TODDLERS** Kids with ages 30 months old or 2 & 1/2 to 3 yrs. old

For: **PRESCHOOL/ BEGINNERS** Kids with ages 4-5 yrs. old

**Approach/Concept:** Teaching the Bible with Early Basic Learning such as COLORS, SHAPES, NUMBERS, LETTERS OF THE ALPHABET & COMMON VALUES.

For **PRIMARY** Kids with ages 7-8 years old

For **INTERMEDIATE** Kids with ages 9-11 yrs. old

For **JUNIOR HIGH** kids with ages 12-14 yrs. old

**Approach/Concept:** Thematic approach





# Sunday School Programme



1

## OPENING PRAYER



- Encourage the students to lead the prayer

2

## PRE-SESSION ACTIVITY



- Action song
- Ice breaker
- Review of Past lesson

3

## LESSON PROPER



- Clearing of Difficulties
- Bible story
- Life application

4

## EVALUATION

- Question and answer



5

## MEMORY VERSE

- With actions for toddlers and beginner's
- Simplify according to age level



## ENRICHMENT ACTIVITY

- Crafts
- Worksheets

7

## SNACKS




- Take into consideration kid's allergies.

6

# Factors to Consider in Teaching

1

## Mastery of the Lesson



### **M - Main Idea**

"Keep the main thing the main thing." Ibig sabihin magfocus lamang sa kung ano ang nasa lesson plan, bible story at scripture ng lesson.

### **A - Anticipate/Expect what will come next.**

May tendency tayo na makalimutan ang lesson kaya come prepared and think in advance sa anumang pwedeng itanong ng mga students.

### **S- Stay connected to the lesson.**

Focus on your story.

### **T - Thorough familiarity of the Scriptures.**

A Sunday School teacher must be a diligent student of the Word of God. Palagi dapat tayong nag-aaral ng Word of God. Hindi tayo puwedeng magdagdag or magbawas na taliwas sa kung ano ang nasa Bible.

### **E - Engage your students face-to-face.**

Don't just read your lesson! Let them participate and get involved. Hindi lang tayong teachers ang palaging nagsasalita.

### **R - Repetition -**

"Repetition is the mother of all learning." Kailangan mong ulit-ulitin ang mga salita kasama ang mga students para matandaan nila. Mahalaga at mabisa sa ating pagtuturo ang main emphasis.

### **Y - Yield yourself to God.**

Bilang mga teachers, malaki ang ating impluwensya sa ating mga students. We need to set our hearts and ask the help of the Holy Spirit bago magsimulang magturo.



# Factors to Consider in Teaching



**Choice of words** - it is the manner in which something is expressed in words which can be diction, wordings, or the appropriate word or expression.

Laging piliin ang salita na ating gagamitin na angkop sa mga students. Kung sa Filipino, dapat mababaw lang ang mga salita na madaling maintindihan. Kung wala ng salita na maisip sa Filipino, puwede mo na gamitin ang mga simple english words.

## **Facial expression**

You have to match your facial expressions with the lesson or story. For example, the story is sad yet you are smiling and happy, this will cause confusion in the students' learning.

## **Gesture**

Be conscious on the head, eye, hand movements and correct posture - hindi nakapameywang, nakacross arms, o nakalagay sa likod ang mga kamay. Maintain eye contact.


## **Intonation**

Ito ay yung tone of voice, volume, at bilis ng pagsasalita or speed.

- **Tone of voice** - should match facial expression.
- **For volume** - adjust your voice depending on how many students are in the class.
- **For speed** - i-regulate ang bilis ng pagsasalita na kayang sundan ng mga students. Be conscious kung nasusunod at naiintindihan pa ba ng mga students ang ating sinasabi o ipinapaliwanag.

## Factors to Consider in Teaching

### 3 ATTIRE




Kailangan na tayo ay presentable o maayos ang pananamit. Bawal ang denim, shorts, at revealing clothes. Keep it modest. Don't depend on your outer appearance to define who you are.

As teachers, you need to consider our dress code, hair style and neatness.

### MATERIALS

List down all materials you will be needing and prepare in advance tulad ng mga visual aids, print outs ng activities, drawing and coloring materials, pencils and pens, at snacks.



### DISCIPLINE

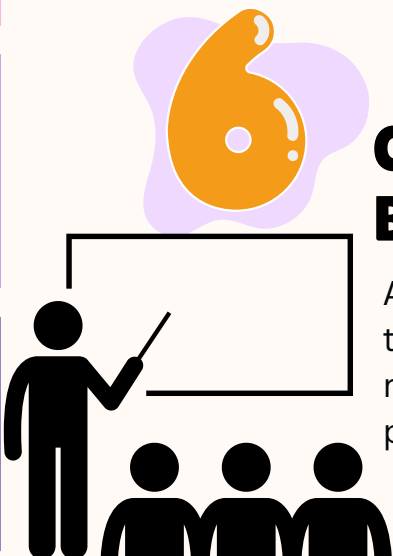


Discipline in the classroom for the students is important to be in control of themselves and to choose socially and morally responsible behaviors, lalo na sa loob ng church. Before the lesson starts, ang approach natin ay sabihin na agad ang rules at para alam ng mga students ang gagawin at ang inaasahan nating behavior sa klase to avoid or lessen disorder and distractions.



### CONNECTIONS AND BOUNDARIES BETWEEN THE TEACHER AND STUDENT

As teachers, we have to set our boundaries. Puwede tayong maging close o minsan ay makipagbiruan sa ating mga students pero kailangan may paggalang o respect pa rin sa atin ang mga bata bilang kanilang mga teachers.




# Factors to Consider in Teaching




## CLASSROOM

For space, consider the room size to ensure everyone can move comfortably and have enough space. Set in advance the tables, chairs, visuals, and other equipment like TV/monitor, speaker, laptop. Dapat enough din ang lighting at hindi madilim.



## LESSON REVIEW



It is a need after every lesson to test and assess the understanding and retention of what the students have learned. Balikan ang story, ang main idea, at ang mga words to remember.

## REWARDS

After every lesson, let us reward/give prizes to our students and after every curriculum, a culminating activity is done with rewards and recognitions.

For example: outstanding kid, best or good in memory verse, enthusiastic kid, etc. This is to motivate our students to be more engaged and more excited to learn about Jesus and the Word of God. We would like them to experience that it is more fun to learn about the Bible and know Jesus.




# **SUNDAY SCHOOL WORKERS**

- Teacher
- Assistant
- Lesson Planner
- Activity Team



## **Standards/Expectations for Sunday School Workers**

- Prayerful
- Committed
- With Good Testimony
- Filled with the Holy Spirit
- Devoted to the Word of God
- A Disciple (Learner, Teachable, Submissive)



[pottershousephils.com](http://pottershousephils.com)

[phccchildrensministry07@gmail.com](mailto:phccchildrensministry07@gmail.com)

YouTube: The Potter's House Mandaluyong

