

Worksheet #1

NAME: _____

Instruction: Fill in the missing letter/s to form the word that refers to the picture above each word.

Materials: Pencil and eraser.

**JESUS, OUR CREATOR GOD,
CREATED...**



L _ G H T



S K _



L _ N D




S _ A S



P L _ N _ S



T R _ _ S



S _ N



M _ _ N



S T _ R _




F _ S _ E S



B _ R _ S



L _ N D A N _ M _ L S




A D _ M & E _ E

Worksheet #2

NAME: _____

Instructions: Look at each picture inside the box and find the one similar to it below.
Once found, color the picture.
Materials: Crayons or colored pens/pencils.

I SPY JESUS' CREATION










Worksheet #3







NAME: _____

Instructions: Count the pictures then trace the number below it. Color the pictures.

Materials: Pencil, eraser, crayons

COUNT AND COLOR





Worksheet #4

NAME: _____

Instruction: Guide your child to trace the letters for each word/number.

Materials: Pencil or colored pencils and eraser.

MEMORY VERSE



Psalm 19:1

"The heavens declare
the glory of God."

Worksheet #5

NAME:

Instructions: Cut out small pieces of the blue and green crepe/colored paper and paste it on the paper plate or cardboard to make it look like earth. Let the kid trace his/her hands on the piece of paper then cut it out and paste it on both sides of the paper plate/cardboard. Lastly, place the cutout that says, "**JESUS IS OUR CREATOR GOD**", between the two hands.

Materials: Paper plate or cardboard, blue and green crepe or colored paper, pencil, paper, glue, scissors (*Please assist the kids in using the scissors*)

Sample Output:



Please cut this

JESUS IS OUR CREATOR GOD!

Please cut this